



Year 1

Phonics Screening Check

Information meeting for parents





What is phonics?











Children begin to learn phonics in the Early Years, starting with nursery.

Once children begin learning sounds, they use this knowledge to read and spell words.

As a school, we teach phonics using Little Wandle.



Grow the code grapheme mat Phase 2, 3 and 5

 s ss c se ce st sc	 t tt	 p pp	 n nn kn gn	 m mm mb	 d dd	 g gg	 c k ck cc ch	 r rr wr	 h
 b bb	 f ff ph	 l ll le al	 j jg dge ge	 v vv ve	 w wh	 x	 y	 z zz s se ze	 qu
 ch tch ture	 sh ch ti ssi si ci	 th	 ng	 nk	 a	 e ea	 i y	 o a	 u o-e ou

Grow the code grapheme mat Phase 2, 3 and 5

 ai ay a a-e eigh aigh ey ea	 ee ea e e-e ie y ey	 igh ie i i-e y	 oa o o-e ou oe ow	 oo ue u-e ew ou ui	yoo ue u u-e ew	 oo u* oul	 ar a* al*
 or aw au aur oor al a oar ore	 ur er ir or	 ow ou	 oi oy	 ear ere eer	 air are ere ear	zh su si	

*depending on regional accent



When reading and writing, we encourage the children to segment and blend each word using their phonics fingers. We also use sound buttons.

Sound


read

make



What is the phonics screening check?


The purpose of the phonics screening check is to confirm that all children have learned phonic decoding to an age appropriate standard. The phonics screening check contains 40 words divided into two sections of 20 words. Both sections contain a mixture of real words and pseudo-words.








What does it look like?

Section 1

grux 

smung 

nesk 

foint 

Page 7 of 24

Section 2

globe

teams

bowl







chase

Page 17 of 24

2024 national curriculum assessments

Key stage 1

Phonics screening check
Pupils' materials



When will it take place?


Schools must administer the phonics screening check within the 1-week period from Monday 9 June 2025. If your child is absent during this week, the following week can be used.





Who will administer the check?

Mrs Obertelli will administer the check with the children. The children have already seen the format of the check so will be familiar with it.






Results

On the end of year report we will comment on whether your child did or did not meet the expected standard for phonics. I will contact parents directly if their child has not achieved the expected standard.

In all previous checks the threshold has been 32/40 for a pass.

If your child does not meet the expected standard, they will receive additional phonics support in Year 2 and retake the check in June 2026.





**How can
you help?**



Reading Books

Reading is one of the most important skills for your children to practise at home. By reading each day the children will improve their word reading and comprehension skills.



- Read regularly. Support children with the **segmenting** and **blending** of words when they are stuck.
- Make flashcards, use magnetic letters on your fridge, use paint/crayons/chalk as means of practising.
- Encourage children to read *anything!*
- Practise reading and writing the weekly spellings.
- Make up words and ask your child to sound them out.
- Play Buried Treasure and Picnic on Pluto. (PhonicsPlay) – this can be searched through Google or follow the link below.

<https://www.phonicsplay.co.uk/Phase5Menu.htm>



Class Blog

After the Easter holidays, I will be posting weekly phonics challenges for the children to complete.



Year 1 Friday Blog - 14th March

Date: 13th Mar 2025 @ 2:31pm



Dear parents,

Welcome to the Year 1 Friday blog!



EUXTON Church of England Primary School

**Thank you for your
continued support.**